

# Parent Portal for Elementary Parents

Huntington Union Free School District

Tuesday, June 17, 2014

# Accessing the Parent Portal

Go to [www.hufsd.edu](http://www.hufsd.edu)

Use the drop down to select Parent Portal

The screenshot shows the Huntington Public Schools website. At the top, there is a navigation bar with a search bar and several tabs: "Our Schools", "Academics", "Resources", "The Arts", "Athletics", "Leadership", "School Community", and "News". Below this, there is a dropdown menu labeled "Parent-Portal". The main content area features a "Today's News" section with a large article titled "Taivon LaPalmer Lays Groundwork for Career" and a photo of a young woman. To the left of the main article are three smaller news items: "STEM School Visits NY Hall of Science", "Huntington Duo Nominated for Dellecave Award", and "Washington Ways Award Winners Wear Smiles". Below these is a "Daily Downloads" section with a list of links for exam schedules and employee forms.

http://www.hufsd.edu/

File Edit View Favorites Tools Help

Suggested Sites Free Hotmail Web Slice Gallery

Home RSS Email Print Page Safety Tools

**HUNTINGTON PUBLIC SCHOOLS**  
A TRADITION OF EXCELLENCE SINCE 1657

**Our Schools Academics Resources The Arts Athletics Leadership School Community News**

Parent-Portal

Monday's News Tuesday's News Wednesday's News **Today's News** Last Friday's News

**HUNTINGTON HEADLINES- June 12, '14**

**STEM School Visits NY Hall of Science**  
Jack Abrams STEM Magnet School students and teachers recently traveled to the New York Hall of Science in Queens on the site...

**Huntington Duo Nominated for Dellecave Award**  
Joelle Ceide and Ben Kocis are two of the finest young people Huntington High School has ever produced. The two teenagers are exceptional...

**Washington Ways Award Winners Wear Smiles**  
Their smiles gave away just how proud they were. As their names were read over the public address system and walked one-by-one...

**Daily Downloads**

- HHS Final Exam and Regents Schedule and Review Sessions
- Finley Middle School Final and Review Schedules
- Employee Forms: Payroll Calendar for 2014-15
- Employee Forms: Special Extra Pay Calendar for Custodial Staff Members Only 2014-15
- Employee Forms: Extra Payroll Calendar for 2014-15
- Photo Slideshow: Finley Girls' Lacrosse

**Taivon LaPalmer Lays Groundwork for Career**

*Taivon LaPalmer has so many good memories from all the different buildings she has passed through over the past 13 years in the Huntington School District that it's hard to keep track of them all. As she approaches graduation with fellow members of the Class of 2014, the teenager is genuinely excited about her future...full article>>*



## Parent Portal Login

[Forgot Password?](#)[Online Registration](#) [F.A.Q.](#)

Parents login if there is an existing account

Parents creating an account for the first time

## Creating an Account:

Parents must fill in the required information and click on the 'Create Account Information' button. **NOTE** – *passwords must be a minimum of 6 characters with at least 1 character being a number.*

### Registration

Account Information	Personal Information	Student Information
<b>Welcome to Parent Portal Registration!</b>		
<b>STEP 1: Please enter your parent portal logon information below.</b>		
* School District	<input type="text" value="Patchogue-Medford"/>	
	(Start typing your school district then select your district in the list)	
* Username	<input type="text" value="parentuser"/>	
	(Your ID is what you will use to login to the portal. You can change at any time from within the portal.)	
* Email Address	<input type="text" value="parent@aol.com"/>	
	(Your email address can be updated at anytime from within the portal. If you forget your password the account reset information will be sent to this account)	
* Confirm Email Address	<input type="text" value="parent@aol.com"/>	
* Password	<input type="password" value="●●●●●●"/>	
	(Should be a minimum of 6 characters with at least 1 number)	
* Confirm Password	<input type="password" value="●●●●●●"/>	
* Authentication Question	<input type="text" value="What was the name of your first school?"/> <input type="button" value="v"/>	
* Authentication Answer	<input type="text" value="First School Elementary"/>	
<input type="button" value="Create Account Information &gt;&gt;"/>		

## Creating an Account cont'd:

Parents must fill in the information and click on the 'Create Personal Information' button.

**eSD Parent Portal**

### Registration

Account Information      **Personal Information**      Student Information

**STEP 2: Information will be used to verify your identity. Please make sure you provide the information the district already has on file.**

\* First Name

Middle Name

\* Last Name

\* Street Address

Apartment #

\* City

\* State

\* ZIP Code

\* Phone  -  -  x

[<< Back to Account Information](#)      [Create Personal Information >>](#)

eSD® is a registered trademark of eSchoolData, LLC - Copyright © 2001-2014 eSchoolData, LLC - Server 3

Done      Trusted sites      100%

## Creating an Account cont'd:

Parents fill in the information of *at least one* of their children and click on the 'Add Student to the above list' button. Then click on the 'Finish Registration!' button.

eSD Parent Portal

### Registration

Account Information      Personal Information      **Student Information**

**STEP 3: Please also make sure you provide at least one of your student(s) on file to verify your identity.**

**My Student(s)** Your student(s) will show below after you have added.

ID Number	First Name	Last Name	Grade	School
-----------	------------	-----------	-------	--------

#### Add Student

\* ID Number       \* First Name       \* Last Name

\* School       \* Grade

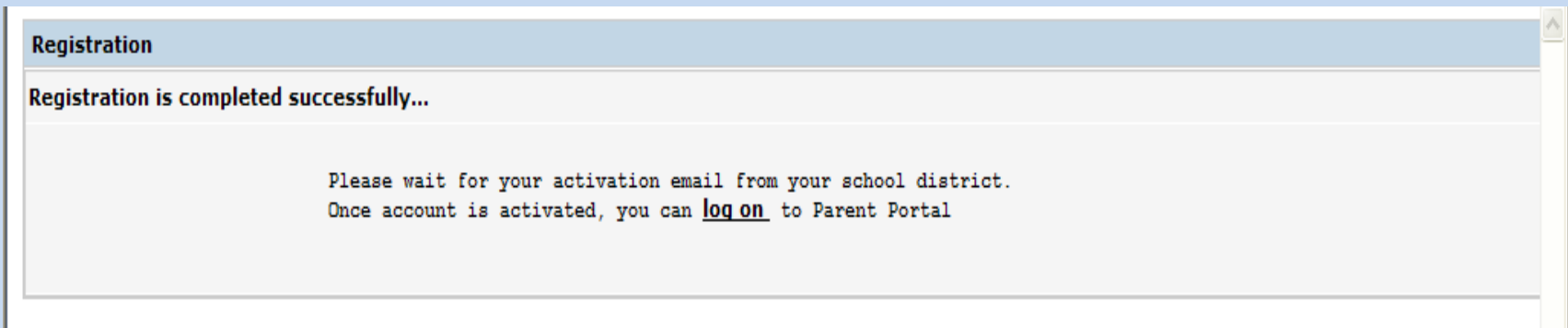
    

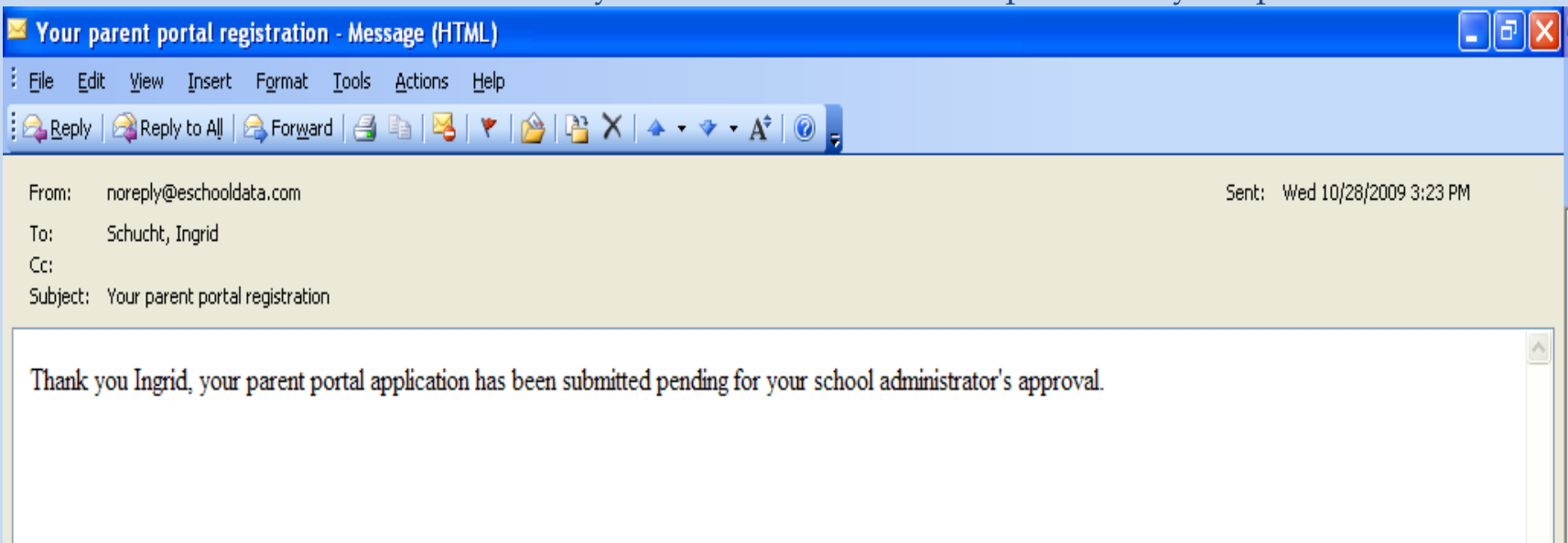
eSD is a registered trademark of eSchoolData, LLC - Copyright © 2001-2014 eSchoolData, LLC - Server 3

Done      Trusted sites      100%

Upon completion of data entry, parents will receive the message below:



The email below will be automatically sent to the email account provided by the parent:



After the portal administrator approves and activates the pending account, an automatic email message will be sent to the parent including the activation link.

From: noreply@eschooldata.com

Sent: Wed 10/28/2009 3:49 PM

To: Schucht, Ingrid

Cc:

Subject: Your parent portal account is approved!

Congratulations, Ingrid

Your eSchool Portal application request has been approved by your school administrator. You may now activate your account by logging in to the eSchool Portal by clicking on the link below.

Activation Link: [https://demoportal.eschooldata.com/Verify.aspx?ACT\\_CODE=ZQOVMT&EmailID=ischucht@esboces.org](https://demoportal.eschooldata.com/Verify.aspx?ACT_CODE=ZQOVMT&EmailID=ischucht@esboces.org)

If you have any questions, please contact the eSchoolPortal System administrator listed below: District Name: DemoNY Coordinator's Name: Coordinator's Email:



Parents first signing on to the portal will see a screen similar to the one below. The parent should choose a student to view the data setup by the district.

The screenshot shows a web application interface. At the top, it says "Logged in as: ischucht" and "Monday, November 02, 2009". There are navigation icons on the right. On the left, there is an "Announcement(s)" section with a table with columns "Title" and "School", and a pagination control showing "Page 1 of 1". The main content area has two sections: "Student(s)" and "Recent Activities".

The "Student(s)" section contains a table with the following data:

ID	First Name	Middle Name	Last Name	School	Grade
1	Alison		Schucht		10
2	Christina		Schucht		12

The "Recent Activities" section contains a table with the following data:

Activity	Start	End
Logged On/Off	10-23-2009 2:55...	10-23-2009 2:58...
View Alison Schucht's Profile	10-23-2009 2:55...	10-23-2009 2:57...
Logged On/Off	10-29-2009 11:0...	10-29-2009 11:4...
View Alison Schucht's Profile	10-29-2009 11:0...	10-29-2009 11:2...
View Alison Schucht's Schedule	10-29-2009 11:2...	10-29-2009 11:2...
Add Alison Schucht's Conversation	10-29-2009 11:2...	10-29-2009 11:3...
Logged On/Off	11-02-2009 9:10...	
View Alison Schucht's Profile	11-02-2009 9:11...	

Two red callout boxes are present. The first, pointing to the student selection table, contains the text "Parents should choose a student". The second, pointing to the "Recent Activities" table, contains the text "Parent access log."

## Updating Parent Information:

Parents can also update their password and request data changes through the parent portal. Parents should choose the “My Account” update the data as needed by choosing the add icon or the delete icon and clicking on the “Update Personal Info” button.

The screenshot shows a web application interface for a parent portal. At the top, it indicates the user is logged in as 'demony (Admin) with daaroni44821' on 'Friday, February 04, 2011'. The navigation menu includes 'Home', 'Update Account Info', 'Personal Information', and 'Student Information'. The main content area is divided into three sections: 'Change Password', 'Change Username', and 'Change Email'. Below these is a confirmation message: 'Your previous request has been submitted pending review!'. The 'Update Personal Info' button is visible. The 'Basic Information' section shows fields for Salutation, First Name (Dad), Last Name (Aaroni), Gender (Female/Male), and Education Level. The 'Phone Information' section has an 'Add Phone' button and a table with one entry: 914-555-7879, Alt Home Phone, Unlisted (checked), and Phone Priority 1. The 'Email Information' section has an 'Add Email' button and a table with two entries: gbalint@schooldata.com (HOME) and gb@msn.com (WORK).

Parents can add

Parents can delete

Del...	Phone No	Phone Ext	Phone Type	Unlisted	Phone Priority
<input type="checkbox"/>	914-555-7879		Alt Home Phone	<input checked="" type="checkbox"/>	1

Del...	Email Address	Email Type
<input type="checkbox"/>	gbalint@schooldata.com	HOME
<input type="checkbox"/>	gb@msn.com	WORK

After selecting a student, the tabs the district allows are visible. Select the tab to view the associated information for the student

District defines portal tabs

The Attendance tab will display student attendance events or absences only.

The Schedule tab will display the current student schedule.

The Discipline tab will display all discipline incidents.

Choose calendar view - day, week or year.

The Gradebook tab will display selected assignments.

Course Request tab will allow parent/student to request courses through the portal

The screenshot shows the eSD Parent Portal interface for a student named Stephen. The navigation tabs include Home, Profile, Attendance, Schedule, Discipline, Transcript, Report Card, Course Request, Gradebook, and Progress Report. The main content area displays 'Stephen's Profile' and a calendar for 'District/School's Event(s) and/or Assignment(s)' from March 30 to May 3, 2014. The calendar is currently in 'Month' view. The calendar cells show days of the week and the number of days for each event or assignment. For example, on March 30, there is a 'Day:2' event. On April 1, there is a 'Day:1' event. On April 2, there is a 'Day:2' event. On April 7, there is a 'Day:1' event. On April 8, there is a 'Day:2' event. On April 9, there is a 'Day:1' event. On April 10, there is a 'Day:2' event. On April 11, there is a 'Day:1' event. On April 12, there is a 'Day:2' event. On April 13, there is a 'Day:1' event. On April 14, there is a 'Day:2' event. On April 15, there is a 'Day:1' event. On April 16, there is a 'Day:2' event. On April 17, there is a 'Day:1' event. On April 18, there is a 'Day:2' event. On April 19, there is a 'Day:1' event. On April 20, there is a 'Day:2' event. On April 21, there is a 'Day:1' event. On April 22, there is a 'Day:2' event. On April 23, there is a 'Day:1' event. On April 24, there is a 'Day:2' event. On April 25, there is a 'Day:1' event. On April 26, there is a 'Day:2' event. On April 27, there is a 'Day:1' event. On April 28, there is a 'Day:2' event. On April 29, there is a 'Day:1' event. On April 30, there is a 'Day:2' event. On May 1, there is a 'Day:1' event. On May 2, there is a 'Day:2' event. On May 3, there is a 'Day:1' event. The calendar also shows a 'Today 2:12 p' event on April 20. The footer of the page reads 'eSD® is a registered trademark of eSchoolData, LLC - Copyright © 2001-2014 eSchoolData, LLC - Server 3'. The browser status bar shows 'Done' and 'Trusted sites'.

# What information is on the Parent Portal?

Student - Internet Explorer  
eSD https://parentportal.eschooldata.com/Student.aspx

eSD Parent Portal Thursday, June 12, 2014

Home Profile Attendance Schedule Transcript Report Card Gradebook Progress Report Assessments


District/School's Event(s) and/or Assignment(s) **Huntington High School**

District Level Events  School Level Events  Jessica's Assignments

June 1 - July 5, 2014

Day Week Month

	Sun	Mon	Tue	Wed	Thu	Fri	Sat
23	Jun 1, 2014	2 Day:B	3 Day:A	4 Day:A	5 Day:B	6 Day:A	7
24	8	9 Day:B	10 Day:A	11 Day:B	Today 4:03 pm Day:A	13 Day:B	14
25	15	16 Day:A	17 Day:B	18 Day:A	19 Day:B	20 Day:A	21
26	22	23 Day:B	24 Day:A	25 Day:B	26 Day:A	27	28
27	29	30	Jul 1	2	3	4	5



eSD® is a registered trademark of eSchoolData, LLC - Copyright © 2001-2014 eSchoolData, LLC - Server 5

105%

Click Here

Parent Assessment Reports

Date	Assessment	Language	Modification	GR	SM	GS	RA	CSI	SS	LP	NP	NC	NS	LS	LV	AS	BM
06/18/2013	Regents Phy Set/Chemistry						67										
06/14/2013	Regents Algebra2/Trigonometry						76										
06/12/2013	Regents US History&Govt						90										
06/11/2013	Regents ELA						abs										
01/22/2013	Regents ELA						70										
06/20/2012	Regents Geometry						73										
06/15/2012	Regents ELA						73										
06/15/2012	Regents Phy Set/Earth Sci						69										
06/13/2012	Regents Global History						85										
06/21/2011	Regents Living Environment						79										
06/16/2011	Regents Integrated Algebra						83										
05/25/2010	Grade 8 Math			23					694						3		
05/25/2010	Grade 8 Sci: Scale			23			84								3		
04/25/2010	Grade 8 ELA			23					669						3		
03/25/2009	Grade 7 Math			23					677						3		
01/25/2009	Grade 7 ELA			23					665						3		
03/25/2008	Grade 6 Math			23					681						3		
01/25/2008	Grade 6 ELA			23					699						3		
03/25/2007	Grade 5 Math			23					696						3		
01/25/2007	Grade 5 ELA			23					675						3		
11/25/2006	Grade 5 Social Studies			23			73								3		
05/25/2006	Grade 4 Sci: Scale			23			83								3		
03/25/2006	Grade 4 Math			23					685						3		
01/25/2006	Grade 4 ELA			24					721						4		

GR **Grade Equivalent**


SM **Standard Met**

GS **Grade Stanine**

RA **Score**

ASSESSMENT PORTFOLIO - Windows Internet Explorer

https://we.edgedocllc.com/



# ASSESSMENT PORTFOLIO

Select An Assessment

Home NYS Grades 3-8 Assessment

**Welcome**

**Welcome to your child's Assessment Portfolio!**

The Huntington School District is committed to supporting academic success and to promoting the growth of all students. You can help by maintaining an active role in your child's education and their progress.

This site provides your child's assessment results to help you understand their strengths and learning needs. Assessment results may be viewed as soon as they are available. For some assessments, you will be able to view multiple years to get a clearer picture of your child's progress.

Specific contact information is on each of the individual assessment pages. If multiple years are being stored you will see them displayed as links on the left side of the page.

We are committed to delivering information to you in a green manner whenever possible.

Thank you for visiting your child's assessment portfolio.

Click Here

100%

- [District Message](#)
- [ELA](#)
  - [2012-2013](#)
  - [2011-2012](#)
- [Mathematics](#)
  - [2012-2013](#)
  - [2011-2012](#)



**NEW YORK STATE EDUCATION DEPARTMENT**  
**English Language Arts**  
**Parent Report**  
**2012-13**

Dear Parent/Guardian,

Each year, students in Grades 3-8 take part in the New York State Testing Program in English Language Arts (ELA) and Mathematics, as required under the Elementary and Secondary Education Act (ESEA). This report explains your child's scores and lists resources available to support your child's education. We encourage you to refer to this report when talking with your child's teachers and other education providers. If you have questions or would like more information about your child's performance on this year's test, please contact your principal or school official.

Use this report to talk about your child's progress in English Language Arts.

For more information, discuss these results with your child's educator or visit [EngageNY.org](http://www.engageny.org), specifically the Parent and Family Resources page (<http://www.engageny.org/parent-and-family-resources>), where you will find additional resources.

### Your Child's 2012-13 Test Results



NOTE: The 2012-13 assessments have been redesigned to measure the Common Core Learning Standards. These results cannot be compared directly to previous years' results. Therefore, only the 2012-13 data are being shown on this report.

• <b>NYS Level 1:</b> Student's performance at this level	• <b>NYS Level 2:</b> Student's performance at this level	• <b>NYS Level 3:</b> Student's performance at this level	• <b>NYS Level 4:</b> Student's performance at this level
--	--	--	--

Nancy Allard  
673-4294  
nallard@hufsd.edu

<https://connect.eschooldata.com/Mobile/Parent>